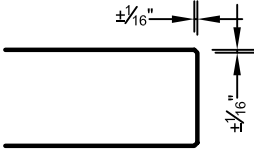


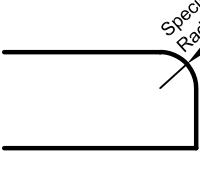
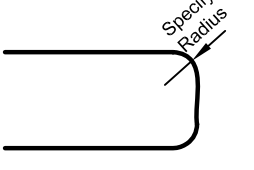
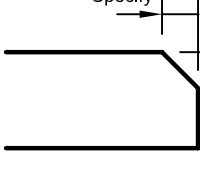
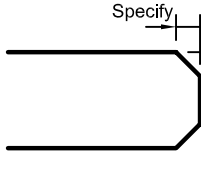
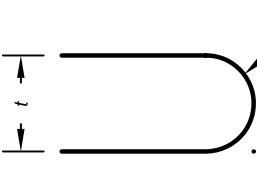
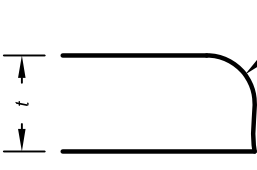
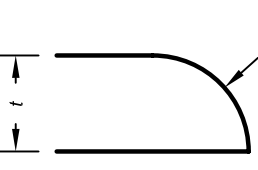

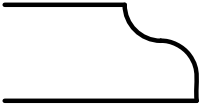
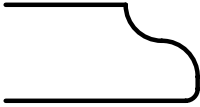


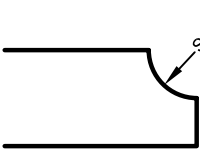
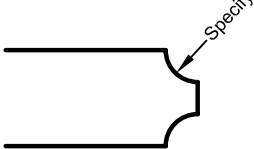
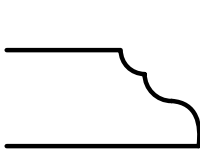
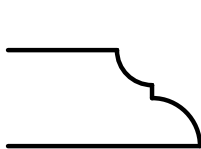


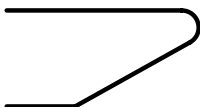
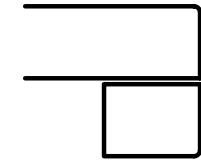
 Straight with Radius Eased Edges (1)	 Straight with Chamfer Eased Edges (1)	 Pencil Round (2)	 Double Pencil Round (2)
 Radius (3)	 Double Radius (3)	 Chamfer (3)	 Double Chamfer (3)
 Full Bullnose	 Half Bullnose	 Demi Bullnose	 Chiseled or "Rocked"
 Ogee	 Ogee Roundover	 Dupont	 Normandy
 Cove (3)	 Double Cove (3)	 Cove Ogee	 Cove Dupont
 Stair Tread	 Waterfall (or Triple Waterfall)	 Platner (or Knife Edge)	 Laminated (4)

Notes:

1. The term "Eased Edge" more commonly refers to a slightly radiused profile than a slightly chamfered profile, although the use of the term varies regionally and/or with specific fabricators. In either case, the edge treatment is slight, and normally does not exceed $\frac{1}{16}$ " (1.5 mm).
2. "Pencil Round" generally refers to a radius near that of a standard pencil, approximately $\frac{1}{8}$ " to $\frac{1}{2}$ " (3 to 4 mm).
3. Radius, Chamfer, or Cove edge profile can be any dimension. The actual dimension should be specified at the time of sale. Chamfers are most commonly 45° , although not necessarily so.
4. Many of the profiles shown on this drawing can be done with laminated edge details.



MARBLE INSTITUTE of AMERICA
 28901 Clemens Road - Suite 100
 Cleveland, OH 44145
 Tel: (440) 250-9222
 Fax: (440) 250-9223
 www.marble-institute.com

REV	DATE
0	Jan 2005
1	Jun 2006
2	Oct 2006

EDGE PROFILE NOMENCLATURE

MIA DIMENSION STONE DESIGN MANUAL VII

DRWG NO: 17-D-16

SCALE:
N.T.S.